

Big Bugbrooke Birdwatch 2015 Results.

Many thanks to everyone who took part. 42 sets of results were returned, the same number as for 2014. This made a direct comparison possible and it has made interesting reading. The numbers of the most common birds as are shown on the tally form, saw quite significant changes. 9 saw an increase in their numbers, 5 showed little or no change and 2 saw a reduction in numbers. The jackdaw, although not on the tally form, is one that is seen very regularly and had a reduction in numbers of 19% (53/43). This may not be a true reflection of what people saw as there were 6 results that just refer to crows, so it is rather ambiguous as to what they were. The numbers in the third column for each species is a comparison of 2014 (first number) and 2015 (second number).

Dunnock	Up by 161%	18/47	Great tit	Up by 11%	44/49
Wren	Up by 82%	11/20	Robin	Up by 7%	44/47
Coal tit	Up by 60%	10/16	Chaffinch	Up by 7%	45/48
Blackbird	Up by 44%	101/145	Collared dove	Up by 4%	50/52
Starling	Up by 38%	128/176	Song thrush	No change	4/4
Longtailed tit	Up by 33%	21/28	Wood pigeon	No change	104/104
House sparrow	Up by 27%	200/254	Goldfinch	Down by 25%	44/33
Blue tit	Up by 23%	88/108	Greenfinch	Down by 57%	23/10

The greatest number of species of birds seen in any garden was 14, and the average number was 8.95. The total number of different species seen was 28. (In 2014, the greatest number of species was 16 and the average 8.31. The total number of different species was 28).

Again the most commonly seen birds in gardens (for instance, all 42 gardens had blackbirds) were first, the blackbird and then the woodpigeon. Jackdaws dropped out of the top 10 and the wren came in for the first time. The top 10 of the most commonly seen birds follows:

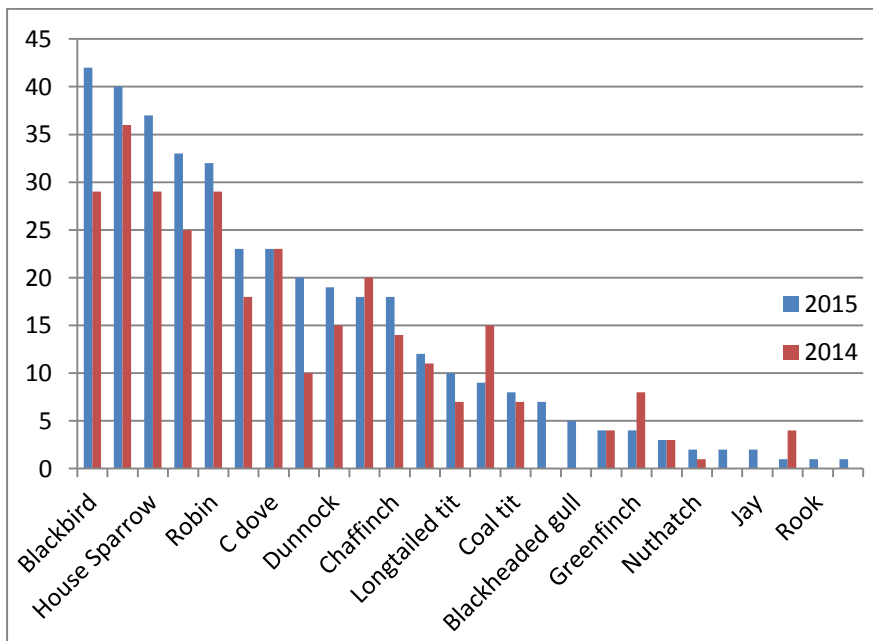
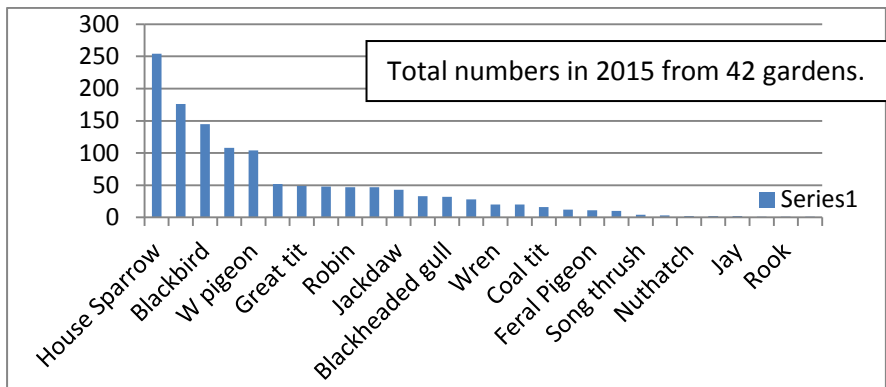
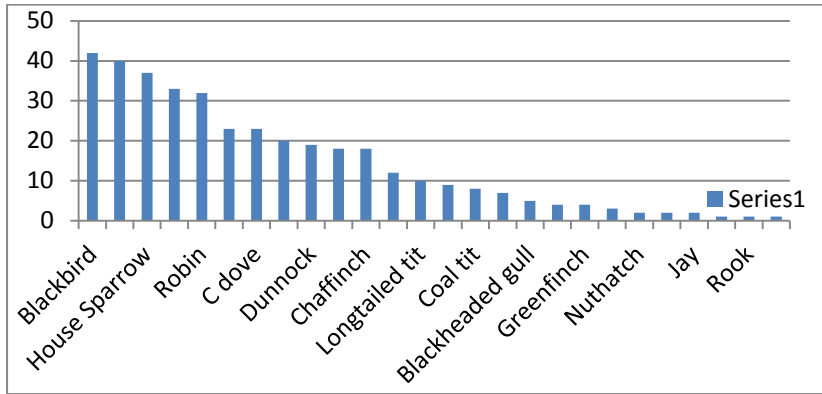
1. Blackbird (no change)
2. Woodpigeon(no change)
3. House sparrow (up 1)
4. Blue tit (up1)
5. Robin (down 2)
6. Starling (up 2)
7. Collared dove (down 1)
8. Wren (up 5)
9. Dunnock (no change)
10. Great tit (down 3)

In terms of total, aggregate numbers seen, the house sparrow was the most common and the starling was second. The goldfinch dropped out of the top 10 and the dunnock came in at number 10. The top 10 follows:

1. House sparrow (no change)
2. Starling (no change)
3. Blackbird (up 1)
4. Blue tit (up 1)
5. Woodpigeon (down 2)

6. Collared dove (up 1)
7. Great tit (up 3)
8. Chaffinch (no change)
9. Robin (no change)
10. Dunnock (up 4)

Number of gardens where each species was seen.



Comparison of the number of gardens where birds were seen in 2014 and 2015.

